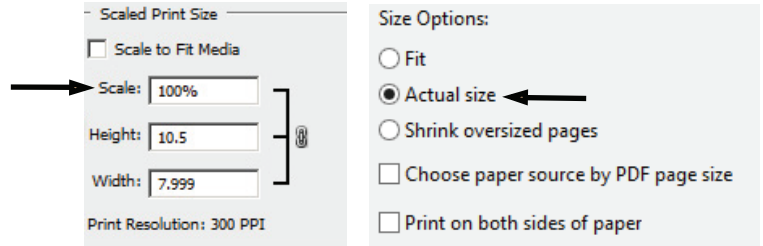


Ring Sizing

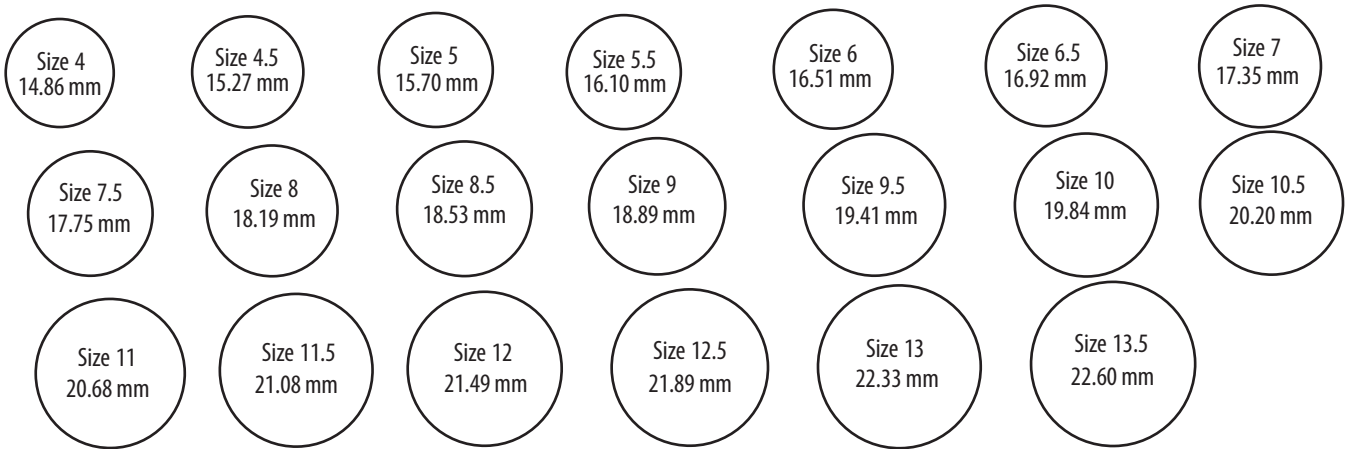
Use this helper guide to measure your ring size.

NOTICE: Sizes may vary depending on screen resolution. For precise sizing please print this page at 100% scale. You can find it in file>print>print properties



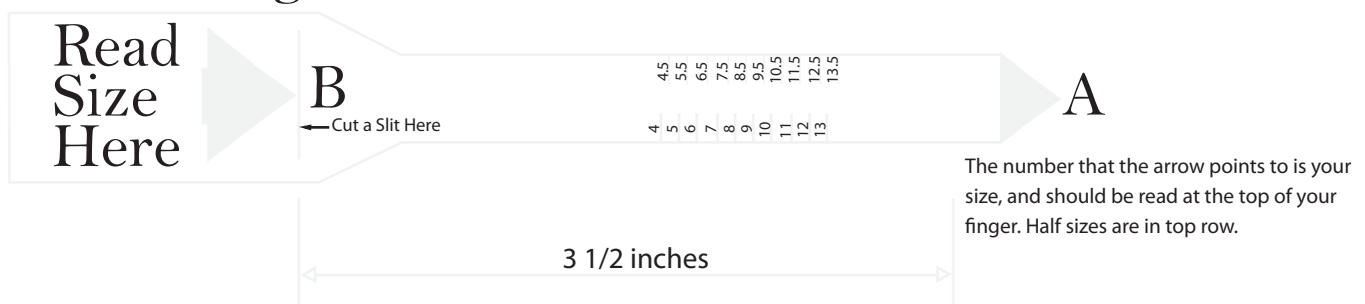
Ring Size Chart

Try this finger sizing tool to help determine your ring size.



Ring Sizer

Cut out this ring sizer



To use the ring Sizer:

- 1 . Cut out the ring sizer.
2. Cut a slit for "B."
3. With the numbers facing out, wrap the sizer around the finger where the ring will be worn.
4. Pull pointed end "A" through "B" until the sizer is snug.
5. The number aligned with "B" is your ring size. And should be placed at the top of your finger.

CHECK YOUR PRINTER : Measure this box to check accuracy

